

CLEANING HABITS TO SET YOUR CLOCK TO



LIVING AREA

CLEAN WINDOWS AND WINDOW TREATMENTS

60
minutes

WASH LIGHT FIXTURES AND DUST OR VACUUM LAMPSHADES

15
minutes

WIPE DOWN BASEBOARDS AND MOLDINGS

45
minutes

30
minutes

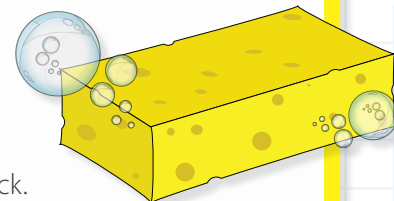
DUST CEILING FANS, CLEAN WITH DAMP CLOTH AND ROTATE AIRFLOW

VACUUM VENTS AND REGISTERS

CLEANING HABITS TO SET YOUR CLOCK TO


WASH LIGHT FIXTURES AND DUST OR VACUUM LAMPSHADES

Turn off lights and soak any removable hardware, such as the casing, harp, etc. in warm, soapy water. Vacuum or dust the shade with a damp microfiber cloth, using a toothbrush or compressed air to get in between pleating.



WIPE DOWN BASEBOARDS AND MOLDINGS

A damp microfiber cloth (with an extendable wand for hard-to-reach places) should do the trick. If there are any tough spots, rub them gently with a soft-bristled brush before wiping down.




VACUUM VENTS AND REGISTERS

For regular cleaning, vacuum with the brush attachment. For a thorough clean, remove metal vents from wall and wash in warm soapy water with a small sponge paintbrush to get into the slats. Before putting the vents back in place, clean as far into the duct as you can reach with a cobweb duster.

DUST CEILING FANS, CLEAN WITH DAMP CLOTH AND ROTATE AIRFLOW

For the blades, use a vacuum attachment or an old pillowcase to collect dust. Then, mist a cloth with all-purpose cleaner or wood polish and wipe the tops, side and bottom of each blade from base to fan tip. There is a switch on the side of the fan to change the rotation direction: clockwise for winter months, counter-clockwise for summer.



CLEAN WINDOWS AND WINDOW TREATMENTS

Remove screen and rinse it. Squeegee window, and wash the sills, tracks and casing, using an old toothbrush or compressed air for hard-to-reach places. Vacuum blinds and shades or wipe with a damp microfiber cloth. Metal or vinyl blinds can be washed in a bathtub of warm, soapy water and a cup of white vinegar (be sure to fully tighten blinds before removing them from their brackets), then rinsed and dried flat on a towel. Vacuum or launder curtains, drapes and valances.

